



ევროკავშირი
საქართველოსთვის
The European Union for Georgia



EU ENI East Twinning project
Supporting inter-sectoral collaboration possibilities between
Research and Industry
GE 18 ENI OT 02 19
Component 1

Results of bibliometric and patent analysis for Georgia and Benchmarking countries



science KNOW



business GROW

umweltbundesamt^U
ENVIRONMENT AGENCY AUSTRIA



JOANNEUM
RESEARCH

FWF

Der Wissenschaftsfonds.



DLR Projektträger



FFG
Promoting Innovation.





Georgia and its Benchmarking partners

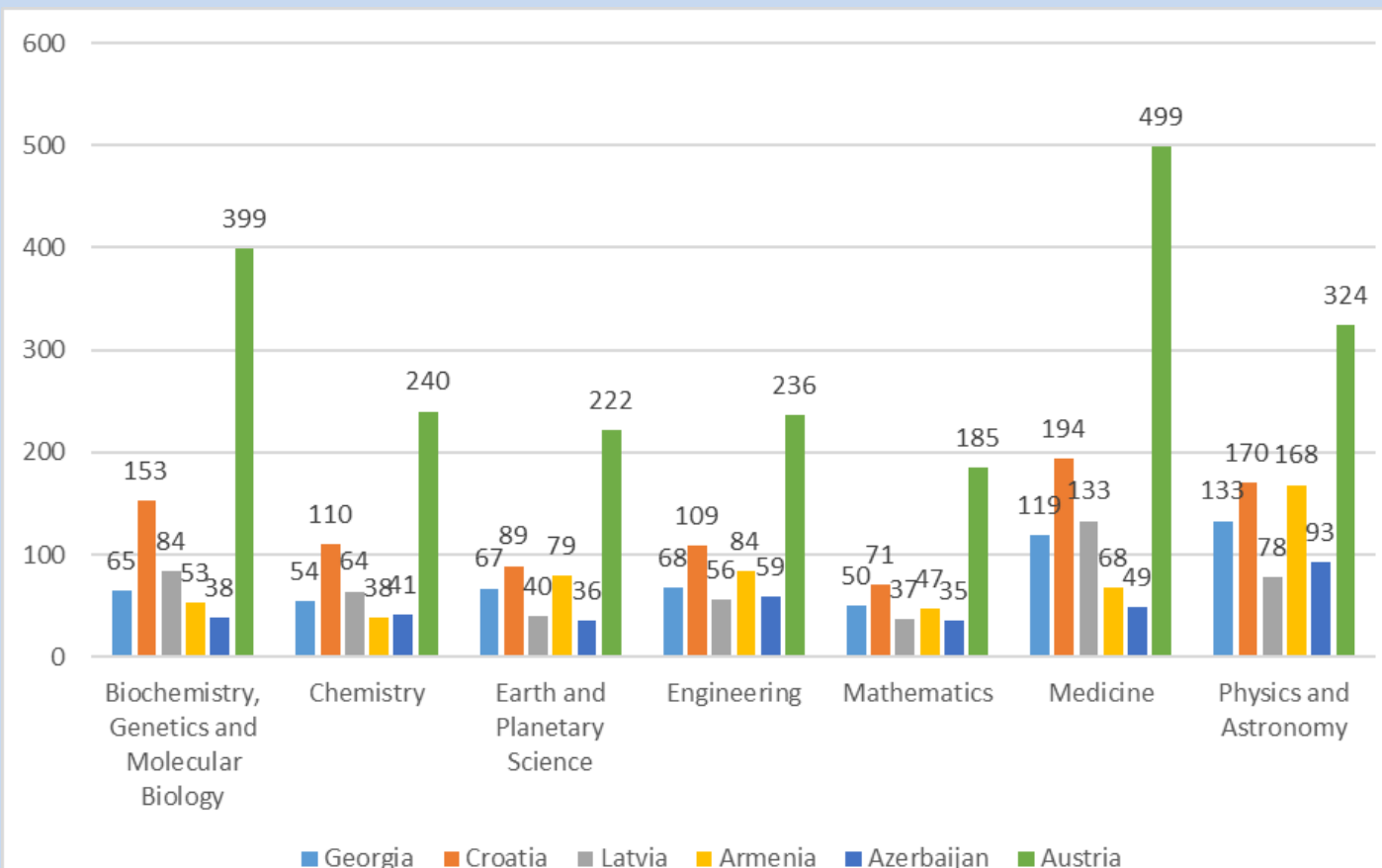
Basic approach

- Selection Criteria
 - Structural Similarity
 - Qualitative Similarity
- Main challenges / learning opportunities
- Set of countries
 - EU member countries
 - CIS countries

Selected countries

- Armenia
- Austria
- Azerbaijan
- Croatia
- Latvia

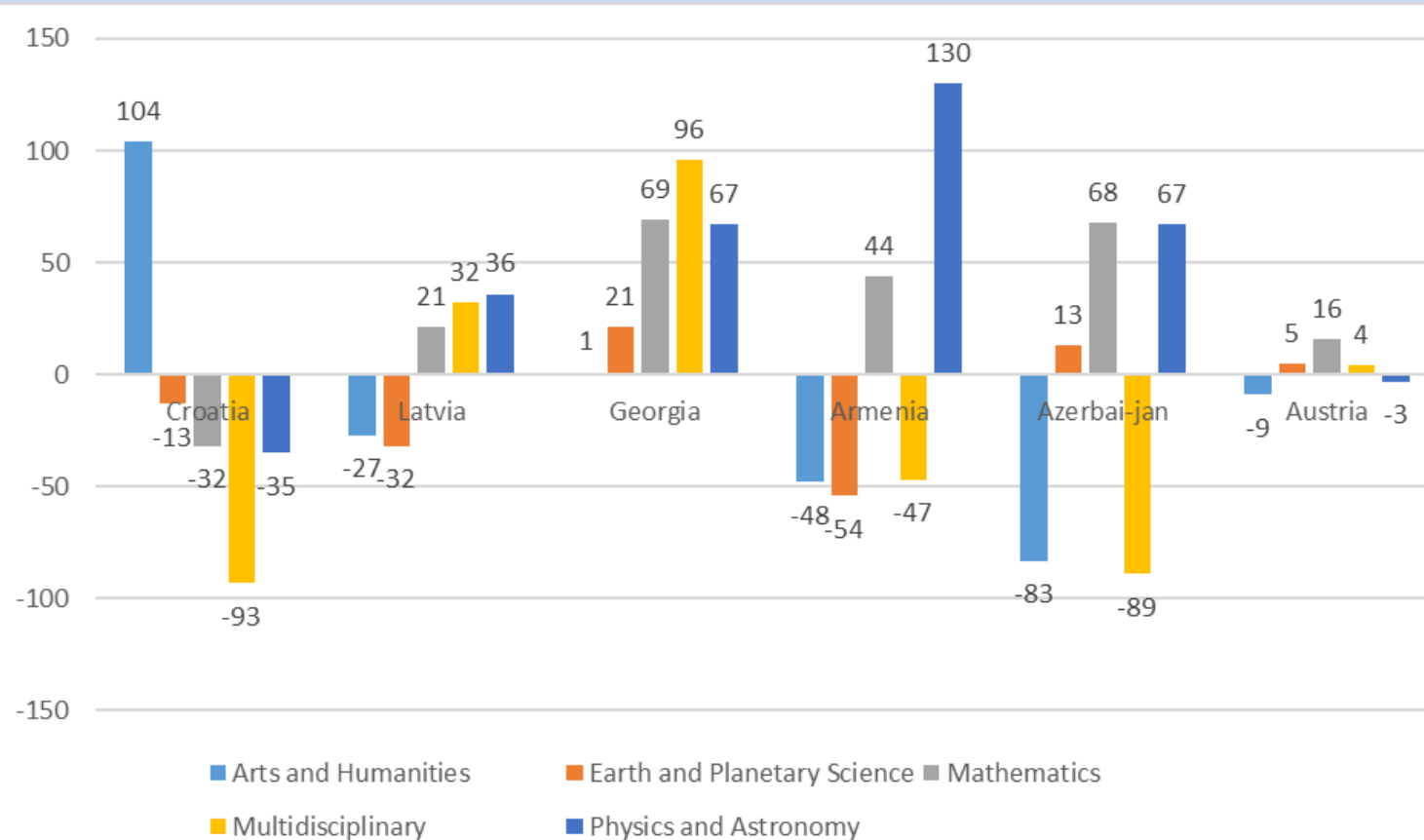
Productivity in Science in Georgia and Benchmarking Countries



- The **h-index** measures both the **productivity** and **citation impact** of publications in a given science field
- h-index for Georgia and benchmarking countries in selected subject areas, 1996-2019 shows **high values** in **Physics & Astronomy** and **Medicine**

Source: Scimago, own calculations

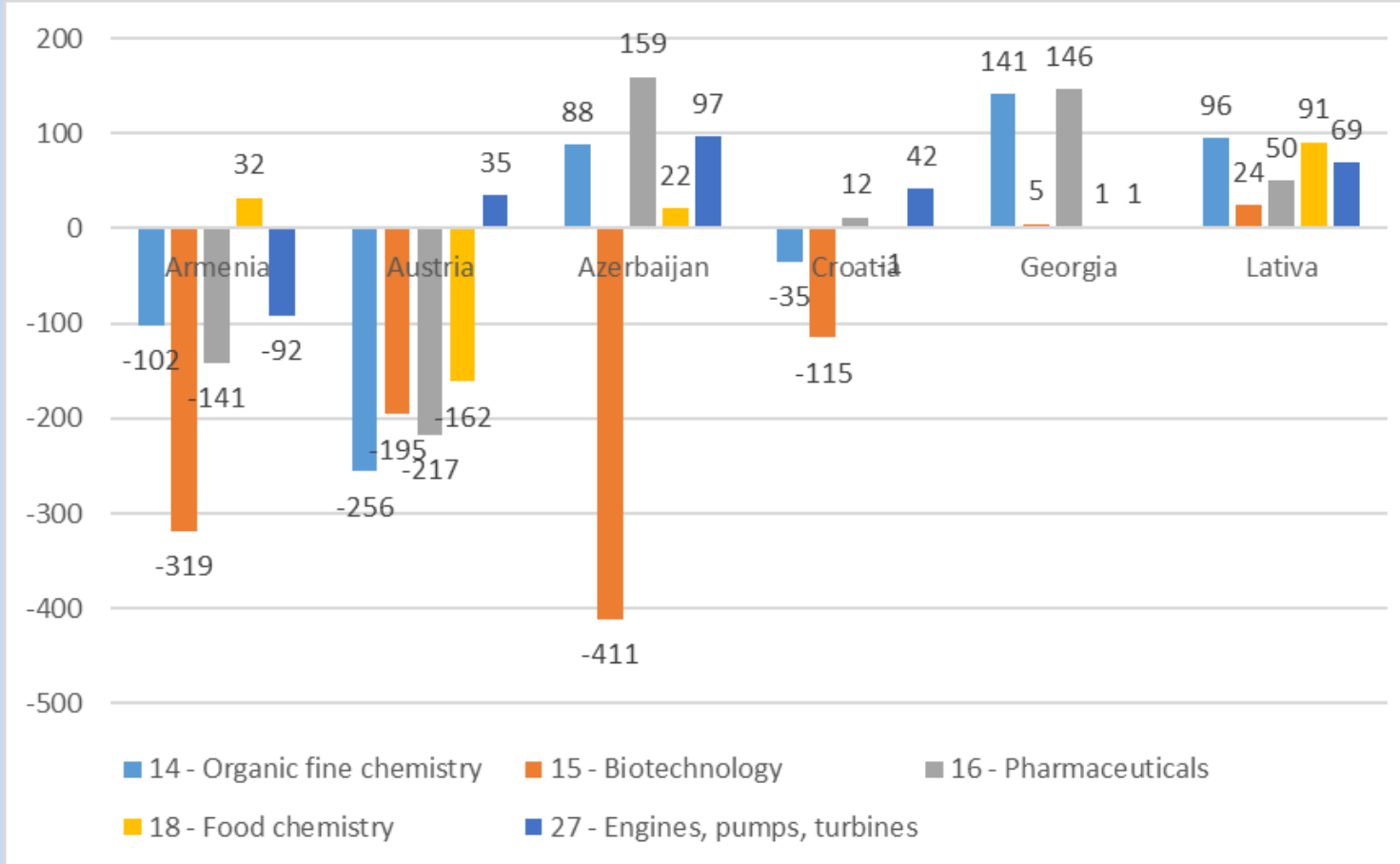
Relative Specialisation in Science in Georgia and Benchmarking Countries



- Bibliometric specialisation patterns for Georgia and benchmarking countries
- Results:
 - **Strong** positive specialisation patterns in **Mathematics, Physics and Astronomy, Earth and Planetary Sciences, Multidisciplinary**
 - **Mild** positive specialisation patterns in **Arts and Humanities**

Source: Scimago, own calculations

Specialisation in Patenting in Georgia and Benchmarking Countries



Results

- Strong positive specialisation patterns in **Organic Fine Chemistry** and **Pharmaceuticals**
- Mild positive specialisation patterns in **Biotechnology, Food Chemistry, and Engines, Pumps, Turbines**

Source: WIPO, own calculations

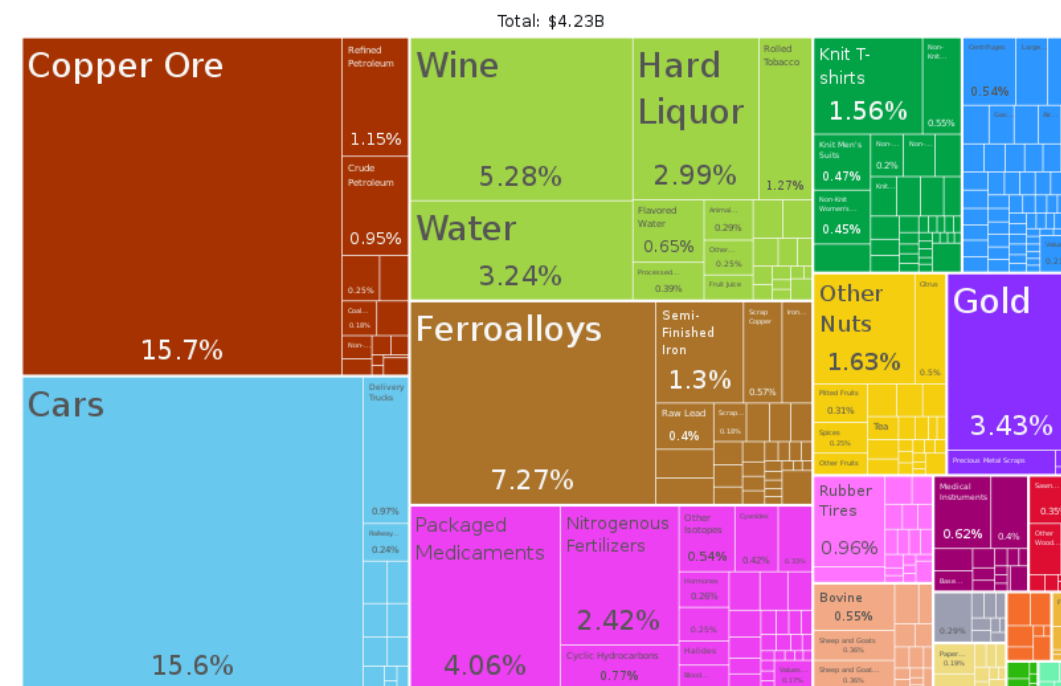
Economic Specialisation in Georgia

Economic Clusters in Georgia

Cluster	Year of establishment	Approximate no. of members
Film	2017	40
Furniture	2017	35
ICT	2018	15
Packaging	2019	40
Apparel and fashion	2020	25
Construction materials	2020	15
Seeds and seedlings	2021	10
Tourism	2021*	n.a.

Source: BE Berlin Economics GmbH, 2021

Key Export Shares in Georgia 2019



Source: OCE, 2021